




# Coláiste Pobail Ghleann Maghair Glanmire Community College

## Accessing VSWare: A Brief Guide for Parents:

'VSWare' is the online platform that we use to host our school management information system. VSWare is approved and contracted by the Department of Education. It is a cloud-based system and provides a secure and accessible platform for the storage and retrieval of students' personal and academic details. VSWare enables us to record attendance, input and track assessment results, along with performing other school administration functions such as timetabling.

The purpose of this document is to provide you with some brief information about how to access your parent account on VSWare. Access to this platform will enable you to access your child's term reports and view attendance and timetable details.

A **Username** (one per family) will be sent to you **via text**. These details will allow you to access VSWare. Once you've received your Username please follow the steps below to go to our VSWare homepage and Set your own Password:

**Step 1:** Go to <https://glanmirecc.app.vsware.ie/> ; alternatively go to [www.glanmirecc.ie](http://www.glanmirecc.ie) and click on the VSWare icon  on the top of the home page.

**Please note, should you encounter a security page:**



### Your connection is not private

Attackers might be trying to steal your information from [www.glanmirecc.vsware.ie](http://www.glanmirecc.vsware.ie) (for example, passwords, messages, or credit cards). [Learn more](#)

NET::ERR\_CERT\_COMMON\_NAME\_INVALID

Automatically send some [system information and page content](#) to Google to help detect dangerous apps and sites. [Privacy policy](#)

ADVANCED

Back to safety

**Click on the Advanced Tab at the end of this message.**



# Coláiste Pobail Ghleann Maghair Glanmire Community College

On the next page:

## Your connection is not private

Attackers might be trying to steal your information from [www.glanmirecc.vsware.ie](http://www.glanmirecc.vsware.ie) (for example, passwords, messages, or credit cards). [Learn more](#)

NET::ERR\_CERT\_COMMON\_NAME\_INVALID

Automatically send some [system information and page content](#) to Google to help detect dangerous apps and sites. [Privacy policy](#)

HIDE ADVANCED

Back to safety

This server could not prove that it is [www.glanmirecc.vsware.ie](http://www.glanmirecc.vsware.ie); its security certificate is from [\\*.vsware.ie](http://*.vsware.ie). This may be caused by a misconfiguration or an attacker intercepting your connection.

[Proceed to www.glanmirecc.vsware.ie \(unsafe\)](http://www.glanmirecc.vsware.ie)

[Proceed to www.glanmirecc.vsware.ie \(unsafe\)](http://www.glanmirecc.vsware.ie)

Click on the [Proceed to www.glanmirecc.vsware.ie \(unsafe\)](http://www.glanmirecc.vsware.ie) link. This will take you to the Glanmire Community College VSWare home page.

**Step 2:** Click on Create/Reset Password

Login

Password

[Create/Reset Password](#)

Sign In

[Privacy Statement](#)



## Coláiste Pobail Ghleann Maghair Glanmire Community College

**Step 3:** Enter your Username as received via text message. Please note log-in details are case sensitive and may include numbers and keyboard symbols. Also enter the last four digits of the Mobile Phone number that you received the text from the school.

**Reset Password**  
Security code will be sent to the registered phone number

Username

Last 4 digits of the registered phone number

**Validate**

If you have forgotten your password, you can reset it yourself without having to contact the school. To do this, follow the steps below.

- Go to the login screen in your browser and click 'Reset Password'
- This brings you to the 'Reset Password' screen
- Type in your username
- Type the last 4 digits of your phone number
- Click 'Validate'

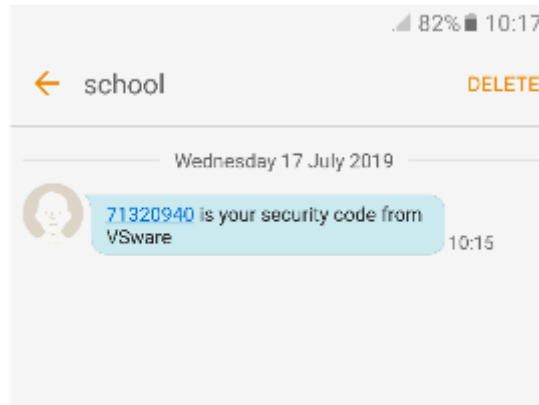
**Reset Password**  
Security code will be send to the registered phone number

Username

Last 4 digits of the registered phone number

**Validate**

**Step 4:** You will receive a text message with an 8-digit code to be entered. You can then set your own memorable password. Please follow the criteria listed in the text box below (use a mixture of uppercase and lower case text, number and symbol to ensure a secure password).



**Please Reset Your Password**

An SMS has been sent to the mobile number provided containing the security code. Please wait while this is delivered and enter the code in the number fields displayed.

Insert SMS code

7 1 3 2 0 9 4 0

New password

\*\*\*\*\*

Confirm password

\*\*\*\*\*

Password must match the following criteria:

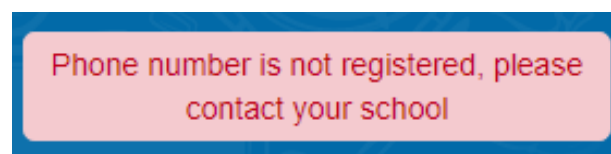
- Between 8 and 16 characters in length
- One or more capital letters
- One or more numbers
- One or more of these characters: (!@#\$%^&\*()?)

Examples: eXample1@2, passWord3!4

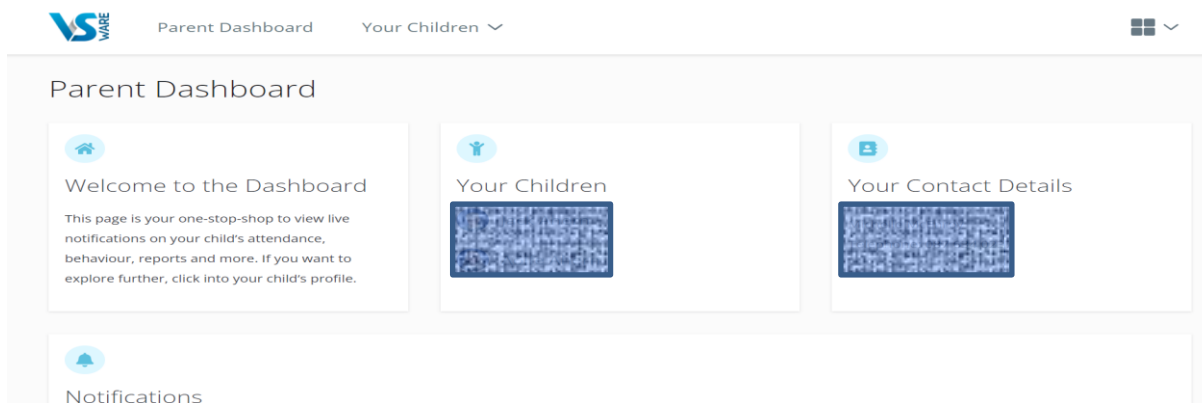
Change password

**Points to note**

- Please note that if you request more than 3 security codes on one day, you will be blocked from generating any more until after midnight when the system resets.
- If you do not have a phone number registered, you will see this message and will have to contact the school so that your mobile number can be added to your personal details (under the 'Address' tab).



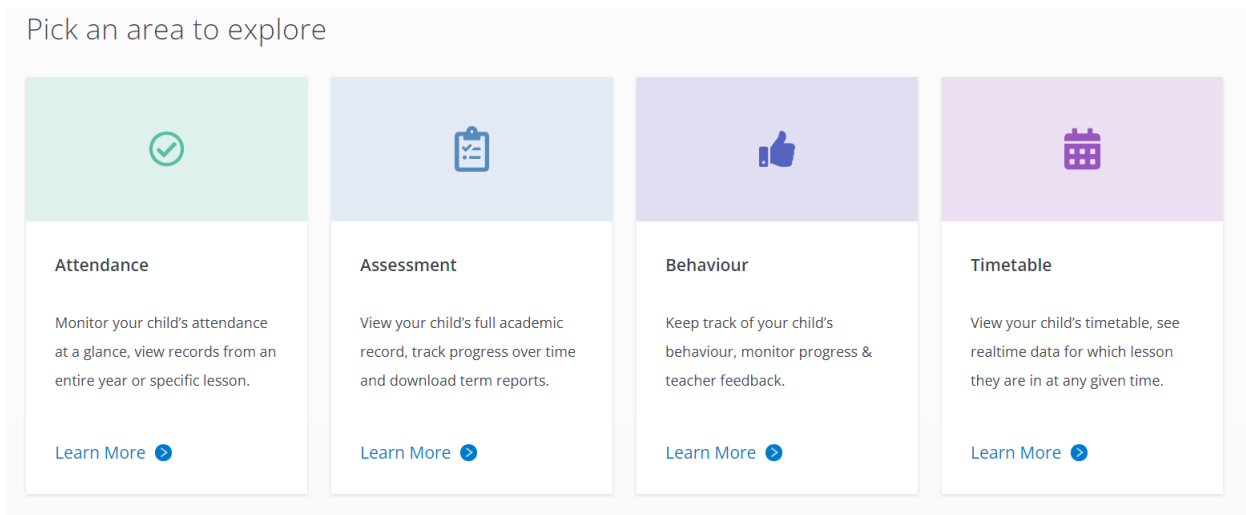
## Step 5: Once you've accessed your Parent Dashboard, Select your Child's profile



The screenshot shows the 'Parent Dashboard' interface. At the top left is the 'VARE' logo. To its right are the links 'Parent Dashboard' and 'Your Children' with a dropdown arrow. On the far right is a grid icon with a dropdown arrow. Below the header, the main content area is titled 'Parent Dashboard' and contains three primary cards: 'Welcome to the Dashboard' (with a home icon), 'Your Children' (with a person icon), and 'Your Contact Details' (with a contact icon). Each of these three cards has a blue QR code below its title. Below these cards is a 'Notifications' section with a bell icon.

### Select Assessment

Pick an area to explore

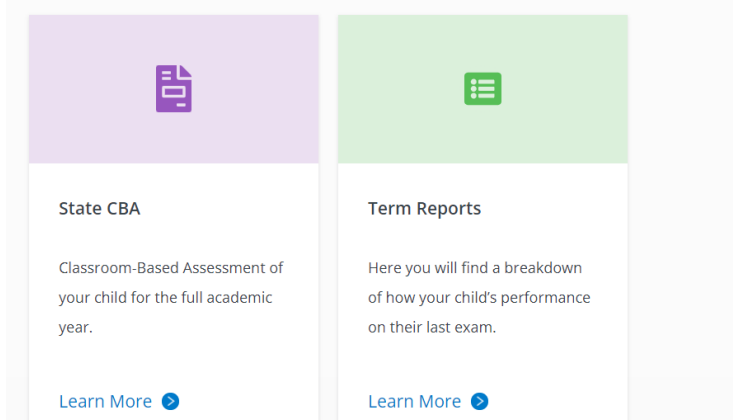


This section features four colored cards with icons and text:

- Attendance** (Green card, checkmark icon): Monitor your child's attendance at a glance, view records from an entire year or specific lesson. [Learn More](#)
- Assessment** (Blue card, clipboard icon): View your child's full academic record, track progress over time and download term reports. [Learn More](#)
- Behaviour** (Purple card, thumbs up icon): Keep track of your child's behaviour, monitor progress & teacher feedback. [Learn More](#)
- Timetable** (Light purple card, calendar icon): View your child's timetable, see realtime data for which lesson they are in at any given time. [Learn More](#)

### Select Term Reports

Select the type of Assessment you would like to view



This section features two colored cards with icons and text:

- State CBA** (Purple card, document icon): Classroom-Based Assessment of your child for the full academic year. [Learn More](#)
- Term Reports** (Green card, list icon): Here you will find a breakdown of how your child's performance on their last exam. [Learn More](#)

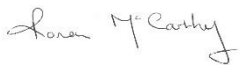
**Select an assessment report from the drop down menu that you wish to review**

Select an exam ▲

Select an exam

- 1st and 2nd Yr October Assessment 2020 (2020/202... 21
- 2nd Year Parent Pupil Teacher Feedback (2020/2021)
- 2nd Year Summer Assessments 2021 (2020/2021)
- 2nd Year Christmas Assessment 2020 (2020/2021)
- October Assessments 2019 (2019/2020)
- 1st 2nd Year Christmas Assessment 2019 (2019/202...)
- 1st and 2nd Year Summer Assessment 2020 (2019...

Should you encounter any issues please contact the Administration Office 0214822377 on Wednesdays or Thursdays 9.30 – 12.30.



**Ronan McCarthy – Principal**